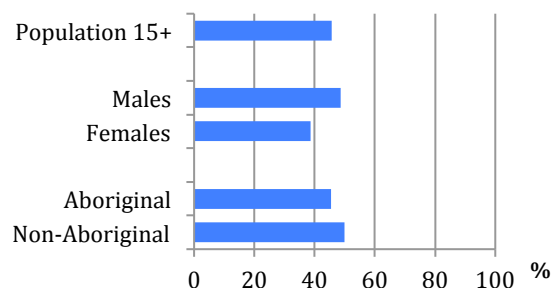


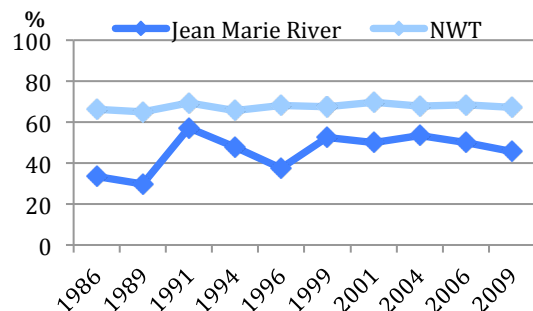
Labour Force Activity

**2009 Employment Rates
by Selected Characteristics**



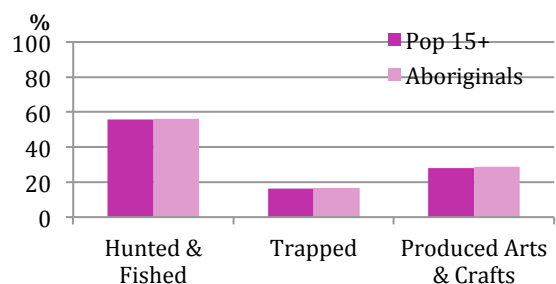
- 46% of the population were employed.
- The employment rate for aboriginal persons was 45%.
- The Jean Marie River employment rate is below the NWT rate.

**Employment Rate
1986 to 2009**



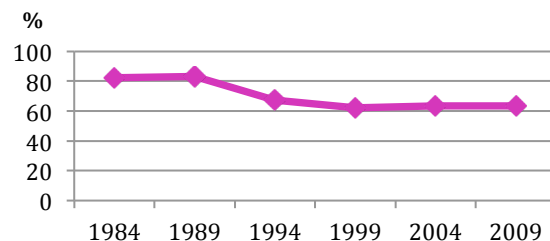
Traditional Activities and Language

**Participation in Traditional Activities
During 2008**




- In 2008, more aboriginals hunted and fished rather than trapped or produced arts & crafts.
- 56% of the aboriginal population hunted and fished in 2008.
- Overall, the proportion of aboriginal persons that speak an aboriginal language decreased from 83% in 1984 to 64% in 2009.

**Aboriginals 15+ That Speak an
Aboriginal Language
1999 & 2009**



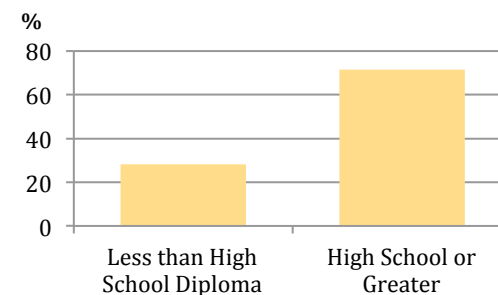
Education

**Highest Level of Schooling
2009**



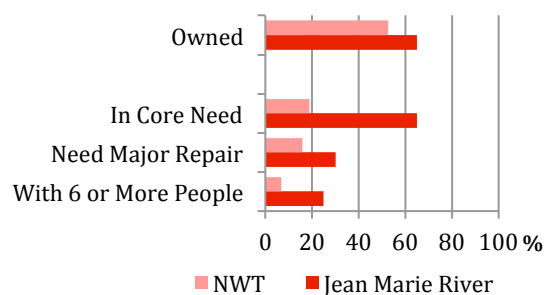
- 41% of the population have at least a high school education.
- Those with a high school education or greater are more likely to be employed.

**Employment Rate by Highest Level of
Schooling, 2009**



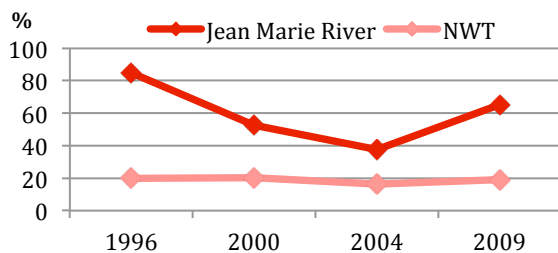
Housing

Housing by Selected Characteristics 2009



- 65% of households are owned.
- 65% of the households are in core need.
- The percentage of households in core need has been consistently above the NWT level.

Households in Core Need 1996 to 2009



Did You Know ...

- 62% of the population in Jean Marie River smoked in 2009.
- 74% of the population volunteered in 2008.

You can visit the NWT Bureau of Statistics for additional information for your community:

www.statsnwt.ca

You can contact us at:
(867) 873-7147

This pamphlet contains just a portion of the data available for your community.

You can use community level data for:

- Strategic planning
- Monitoring programs
- Developing funding proposals

Jean Marie River

2009 NWT Community Survey Results

Thank you for your participation